

A GUIDE TO NAVIGATING YOUR COLLEGE SEARCH

IN A VIRTUAL WORLD

A printable guide to help narrow down which colleges will be the best fit for you. Complete one worksheet for each school on your list, then compare results to determine which factors are most important to you. Look out for more resources created by Penn Admissions to help organize your college search.

COLLEGE NAME: _____

TYPE OF SCHOOL (CHECK ALL THAT APPLY)

- ☐ 2 year Institution ☐ 4 year Institution
- ☐ Commuter School ☐ Residential Campus
- ☐ Liberal Arts College ☐ Research Institution

LOCATION

- What part of the country? _____
- Campus is: ☐ Urban ☐ Suburban ☐ Rural

SIZE

- Number of undergraduate students: _____
- Number of graduate students: _____
- Student-Faculty Ratio: _____

COST

- What is the full cost of attendance? _____
- Financial Aid packages are awarded on the basis of:
 - ☐ Need ☐ Merit
- Does the school meet full demonstrated financial need for all 4 years? ☐ Yes ☐ No

CAMPUS LIFE

- What backgrounds are represented on campus?

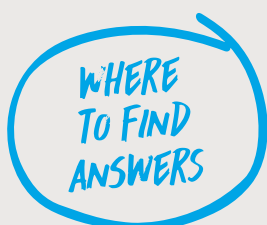
- What clubs or activities interest you?

- Are students required to live on campus?

- What is the on-campus residential experience like?

NOTES:

BONUS! Go to the next page for Penn's answers



PRO TIP: List everything you want to learn from the website before you visit



PRO TIP: Sign up for virtual campus tours, information sessions, and panels



PRO TIP: Sign up for mailing lists, then create inbox folders to organize emails



PRO TIP: Look for student takeovers on social media to see a student's day in the life

A GUIDE TO NAVIGATING YOUR COLLEGE SEARCH *IN A VIRTUAL WORLD*

A printable guide to help narrow down which colleges will be the best fit for you. Complete one worksheet for each school on your list, then compare results to determine which factors are most important to you. Look out for more resources created by Penn Admissions to help organize your college search.

COLLEGE NAME: UNIVERSITY OF PENNSYLVANIA

TYPE OF SCHOOL (CHECK ALL THAT APPLY)

- ☐ 2-year Institution ☒ 4-year Institution
- ☐ Commuter School ☒ Residential Campus
- BOTH!* • ☒ Liberal Arts College ☒ Research Institution

LOCATION

- What part of the country? PHILADELPHIA, PA
- Campus is: ☒ Urban ☐ Suburban ☐ Rural

SIZE

- Number of undergraduate students: ABOUT 10,000
- Number of graduate students: OVER 11,000
- Student-Faculty Ratio: 6 TO 1


COST

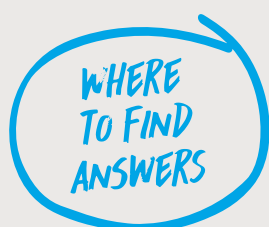
- What is the average financial aid package? \$54,000+
- Financial Aid packages are awarded on the basis of:
☒ Need ☐ Merit
- Does the school meet full demonstrated financial need for all 4 years? ☒ Yes ☐ No

CAMPUS LIFE

- What backgrounds are represented on campus?
15% FIRST-GENERATION, 51% STUDENTS OF COLOR, 16% INTERNATIONAL
- What clubs or activities interest you?
SPIRITUAL LIFE, CULTURAL ORGS, DIVISION 1 SPORTS, STUDY ABROAD, GREEK LIFE, PERFORMING ARTS HOUSE
- Are students required to live on campus?
YES, FOR THE FIRST TWO YEARS
- What is the on-campus residential experience like?
12 UNIQUE COLLEGE HOUSES, EACH WITH ITS OWN PROGRAMMING—INCLUDING ROOFTOP CONCERTS, FIELD TRIPS, AND LATE-NIGHT BRUNCH

NOTES:

KELLY WRITER'S HOUSE LOOKS COOL!
LOVE THE HEY DAY TRADITION! 
TOTAL COST OF ATTENDANCE IS \$83,298, BUT



PRO TIP: List everything you want to learn from the website before you visit



PRO TIP: Sign up for virtual campus tours, information sessions, and panels



PRO TIP: Sign up for mailing lists, then create inbox folders to organize emails



PRO TIP: Look for student takeovers on social media to see a student's day in the life